


MATERIAL AND FINISHES:

- **INSULATOR:**
PBT Glass Filled
UL 94V-0
- **CONTACT:**
Brass (Male)
Brass or Phosphor Bronze (Female)
- **SHELL:**
Steel
- **PLATING:**
-Contact
1- Gold Flash (Complete)
2- Selective Gold Over Nickel Plated (Contact Area)
Tin/Lead Over Nickel Plated (Tail Area)
-Shell
Tin or Zinc over Copper Plated

ELECTRICAL CHARACTERISTICS:

- **RATING CURRENT:**
3 Amp.
- **CONTACT RESISTANCE:**
< 15 Milliohm
- **INSULATION RESISTANCE:**
> 3000 Megohm at 500V
- **DIELECTRIC VOLTAGE:**
1000V at 1 Minute
- **OPERATING TEMPERATURE:**
-55°C to +105°C

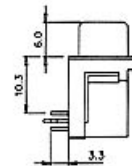
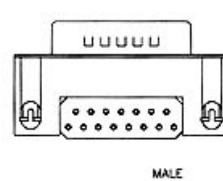
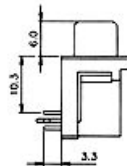
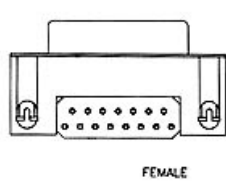
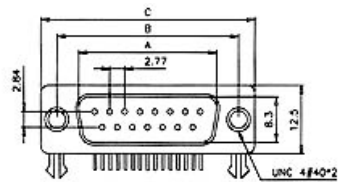
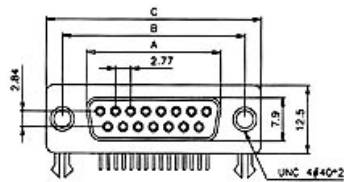


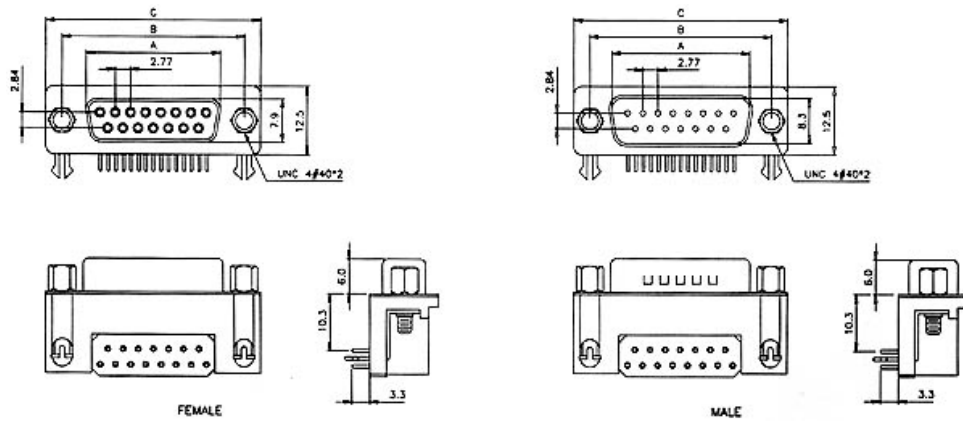
FEMALE Unit: mm

POSITION	A	B	C
9F	16.30	25.00	30.8
15F	24.60	33.30	39.2
25F	38.30	47.10	53.1
37F	54.80	63.50	69.4

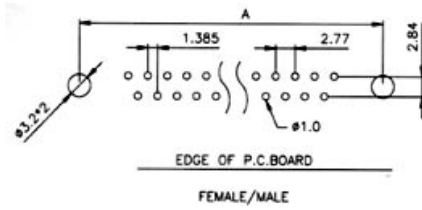
MALE Unit: mm

POSITION	A	B	C
9M	16.92	25.00	30.8
15M	25.25	33.30	39.2
25M	38.96	47.10	53.1
37M	55.42	63.50	69.4



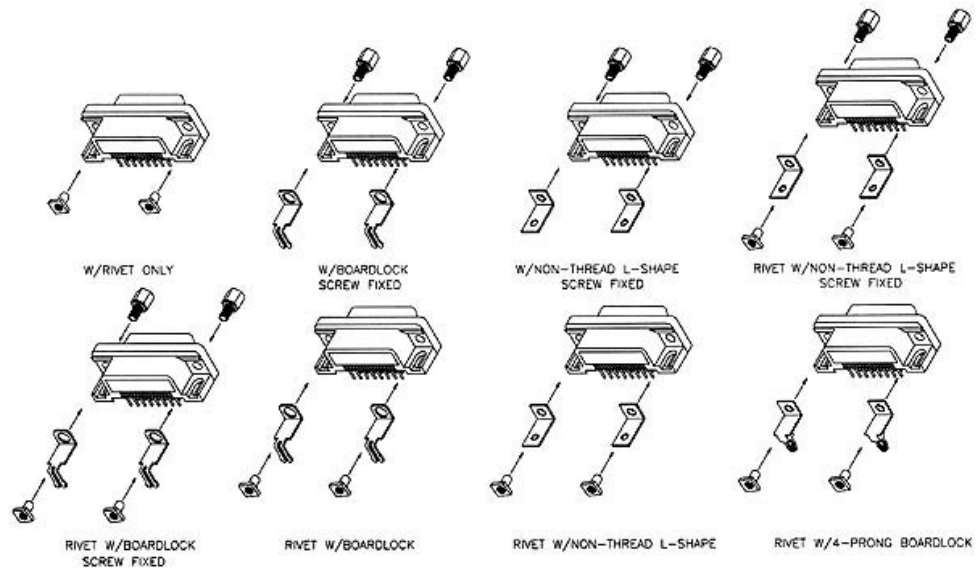


P.C.B. LAYOUT PATTERN:

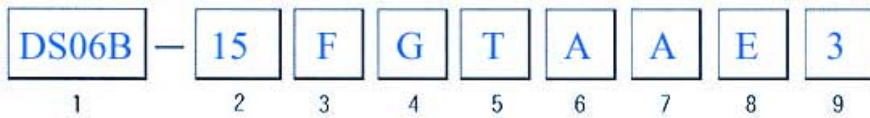


POSITION	A
9P	25.00
15P	33.30
25P	47.10
37P	63.50

PROCESS OPTION:



HOW TO ORDER:



1. Series

DS06B

2. Contact Number

09 15 25 37

3. Contact Type

M = Male
F = Female

4. Contact Plating

S = Selective Gold
G = Gold Flash
A = 5 μ " Gold
B = 10 μ " Gold
C = 15 μ " Gold
D = 30 μ " Gold

5. Shell Plating

T = Tin
N = Nickel
Z = Zinc
P = Tin + Dimple
Q = Nickel + Dimple

6. Process Option

A = Boardlock
B = Rivet w/Boardlock
C = Rivet Only
D = Non-Thread L-Shape
E = Rivet w/Non-Thread L-Shape
F = 4#40 Thread L-Shape
G = Rivet w/4#40 Thread L-Shape
T = 4-Prong Boardlock
U = Rivet w/4-Prong Boardlock

7. Parts Option

A = Non Rivet
B = 4#40 Thread Rivet
C = M3 Thread Rivet
D = M2.6 Thread Rivet
E = Non Thread Rivet

8. Parts Dimension

A = Non Accessories
B = Loose Hex-Screws (4.8*11.8mm)
C = Fixed Hex-Screws (4.8*11.8mm)
D = Loose Hex-Screws (5.8*12.0mm)
E = Fixed Hex-Screws (5.8*12.0mm)

9. Insulator Color

3 = Black