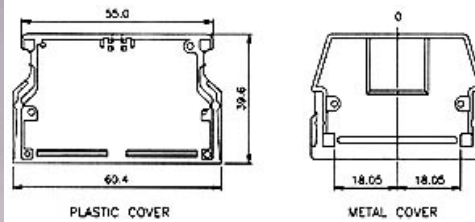


MATERIAL AND FINISHES:

- **INSULATOR:**
PBT Glass Filled
Nylon-6T (Pin Header, Female Header)
UL 94V-0
- **CONTACT:**
Phosphor Bronze
- **SHELL:**
Zinc Alloy
- **HOOD:**
Zinc Alloy or P.V.C.
- **PLATING:**
-Contact
1- Gold Flash
2- Selective Gold Over Nickel Plated (Contact Area)
Tin/Lead Over Nickel Plated (Tail Area)
-Shell and Hood
Nickel Plated

ELECTRICAL CHARACTERISTICS:

- **RATING CURRENT:**
1 Amp.
- **CONTACT RESISTANCE:**
< 15 Milliohm
- **INSULATION RESISTANCE:**
> 500 Megohm at 500V
- **DIELECTRIC VOLTAGE:**
500V at 1 Minute
- **OPERATING TEMPERATURE:**
-55°C to +105°C



Unit: mm

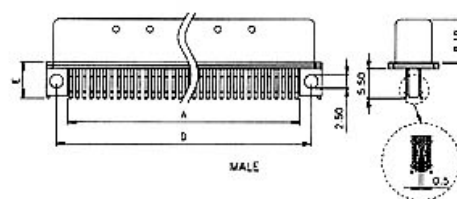
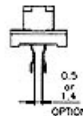
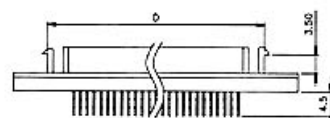
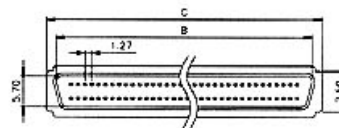
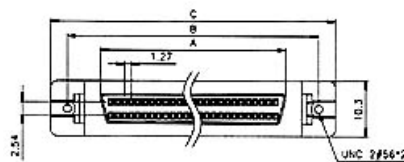
POSITION	A	B	C	D
50F	34.30	46.50	52.50	40.10
68F	45.75	57.93	63.93	51.53

Unit: mm

POSITION	A	B	C	D	E
50M	31.50	34.67	39.67	35.87	6.60
68M	43.00	46.10	51.10	47.30	6.60

POSITION	A	B	C	D
50F	34.30	46.50	52.50	40.10
68F	45.73	57.93	63.93	51.53

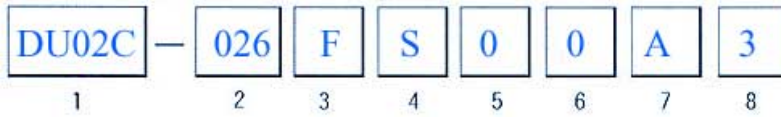
POSITION	A	B	C	D	E
50M	31.50	34.67	39.67	35.87	6.60
68M	43.00	46.10	51.10	47.30	6.60



FEMALE

MALE

HOW TO ORDER:



1. Series

DU02C

2. Contact Number

020 026 028 040 050
060 068 080 100 120

3. Contact Type

M = Male
F = Female

4. Contact Plating

S = Selective Gold
C = 15 μ " Gold
D = 30 μ " Gold

5. Fill it with "0"

6. Fill it with "0"

7. Parts Option

A = Non Accessories
B = w/Black Plastic cover
C = w/Beige Plastic Cover
D = w/ A Type Metal Cover
E = w/ B Type Metal Cover

8. Insulator Color

3 = Black