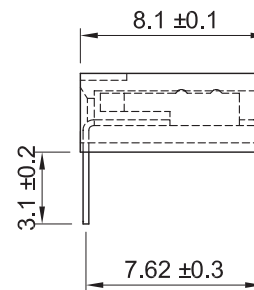
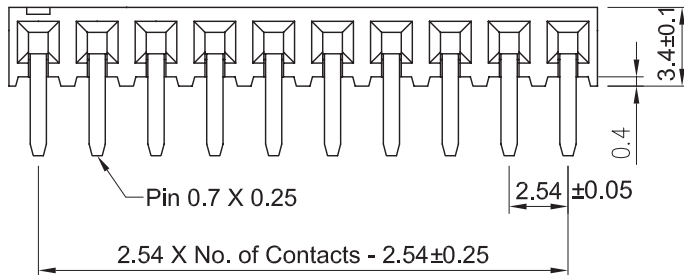
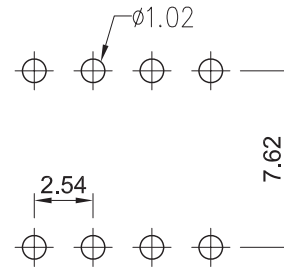



### Recommended P.C. Board Hole Layout



### Specifications

Current Rating: 3 Amps  
 Insulator Resistance: 1000 Megohms min.  
 Contact Resistance: 20 m ohms max.  
 Dielectric Withstanding: AC 600V  
 Operating Temperature : P.B.T.: -40°C ~ +105°C  
 Nylon-6T: -40°C ~ +125°C  
 Contact Material: Phosphor Bronze  
 Insulator Material: Polyester, UL 94V-0, P.B.T.  
 Polyester, UL 94V-0, Nylon-6T  
 Contact Plated: See Option / Standard = Full Gold Flash

### Part Numbering System

**FH-HS-348176 - XX - X X X**

Series \_\_\_\_\_  
 No. of Pins \_\_\_\_\_  
 Contact Plating \_\_\_\_\_  
 Packing Method: \_\_\_\_\_  
 B = Tube  
 Insulator Material: \_\_\_\_\_  
 Nil = P.B.T.  
 N = High Temperature Nylon-6T

\* Contact Plating Option

Full Gold Plating	Gold Plated On Contact Area Tin Plated on Solder Area	Full Tin Plating
G : Gold Flash G10: Gold 10u" G15: Gold 15u" G30: Gold 30u"	S: Gold Flash S10: Gold 10u" S15: Gold 15u" S30: Gold 30u"	T: Tin 100u"

#### General Tolerance

X. ± 0.50	X.° ± 5°
.X ± 0.20	.X° ± 2°
.XX ± 0.10	.XX° ± 1°
Units : mm	