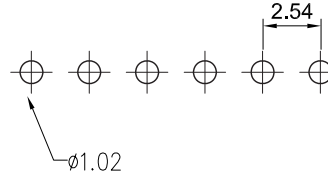
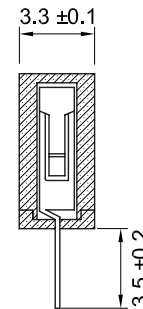
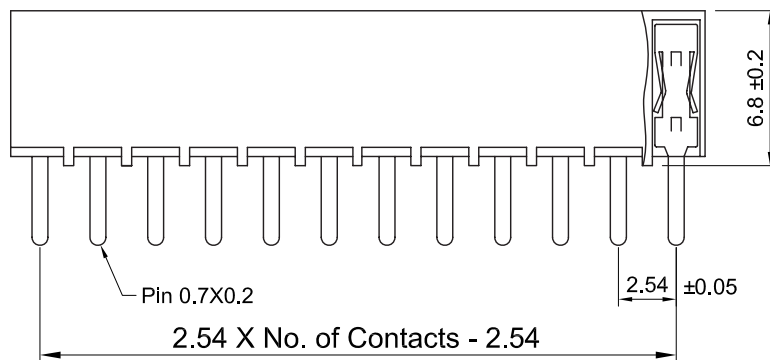


Recommended P.C. Board Hole Layout



Specifications

Current Rating: 3 Amps
 Insulator Resistance: 1000 Megohms min.
 Contact Resistance: 20 m ohms max.
 Dielectric Withstanding: AC 600V
 Operating Temperature : -40°C ~ +105°C
 Contact Material: Phosphor Bronze
 Insulator Material: Polyester, UL 94V-0, P.B.T.
 Contact Plated: See Option / Standard = Full Gold Flash



Part Numbering System

FH-SS-683335 - XX - X X

Series _____
 No. of Pins _____
 Contact Plating _____
 Packing Method: _____
 B = Tube

* Contact Plating Option	Full Gold Plating	Gold Plated On Contact Area Tin Plated on Solder Area	Full Tin Plating
	G : Gold Flash G10: Gold 10u" G15: Gold 15u" G30: Gold 30u"	S: Gold Flash S10: Gold 10u" S15: Gold 15u" S30: Gold 30u"	T: Tin 100u"

General Tolerance	
X. ± 0.50	X.° ± 5°
.X ± 0.20	.X° ± 2°
.XX ± 0.10	.XX° ± 1°
Units : mm	