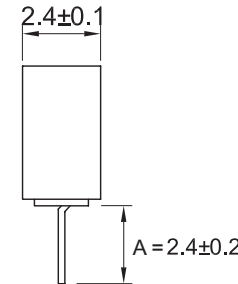
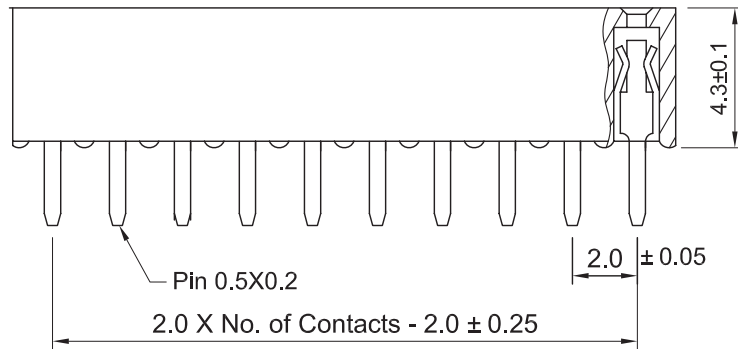
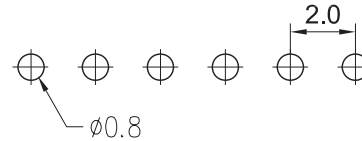


Recommended P.C. Board Hole Layout



Specifications

Current Rating: 2 Amps
 Insulator Resistance: 1000 Megohms min.
 Contact Resistance: 20 m ohms max.
 Dielectric Withstanding: AC 500V
 Operating Temperature : -40°C ~ +105°C
 Contact Material: Phosphor Bronze
 Insulator Material: Polyester, UL 94V-0, Nylon-6T
 Contact Plated: See Option / Standard = Full Gold Flash

Part Numbering System

FH2-SS -4324 XX - XX - X N

Series _____
Terminal Length(A): _____
 24 = 2.4mm (Standard)
 16 = 1.6mm
No. of Pins _____
Contact Plating _____
Insulator Material: _____
 N = High Temperature Nylon-6T

| * Contact Plating Option | Full Gold Plating | Gold Plated On Contact Area Tin Plated on Solder Area | Full Tin Plating |
|--------------------------|--|---|------------------|
| | G : Gold Flash G10: Gold 10u" G15: Gold 15u" G30: Gold 30u" | S: Gold Flash S10: Gold 10u" S15: Gold 15u" S30: Gold 30u" | T: Tin 100u" |

| General Tolerance | |
|-------------------|-----------|
| X. ± 0.50 | X.° ± 5° |
| .X ± 0.20 | .X° ± 2° |
| .XX ± 0.10 | .XX° ± 1° |
| Units : mm | |