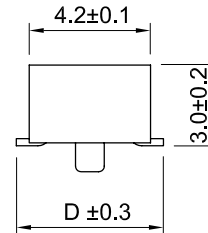

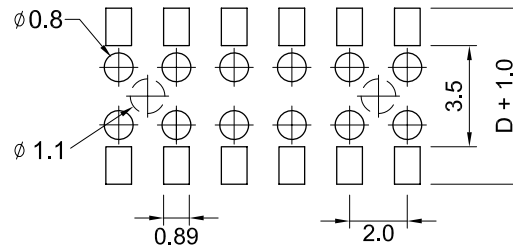


Recommended  
P.C. Board SMD Layout



## Specifications

Current Rating: 2 Amps  
 Insulator Resistance: 1000 Megohms min.  
 Contact Resistance: 20 m ohms max.  
 Dielectric Withstanding: AC 500V  
 Operating Temperature: -55°C~+125°C  
 Contact Material: Phosphor Bronze  
 Insulator Material: Polyester, UL 94V-0,  
 02-30 Pins: Nylon-9T  
 32-80 Pins: LCP  
 Contact Plated: \*see options below  
 Standard: Full Gold Flash

## Part Numbering System

**FH2C-SD-2842 XX - XX - X X X X**

**Series** \_\_\_\_\_

**Terminal Dimension(D):**  
 54 = 5.40mm  
 63 = 6.30mm

**No. of Contact:** \_\_\_\_\_

**Post Option:** \_\_\_\_\_  
 Nil = w/o Alignment Pin  
 A = with Alignment Pin

**Contact Plating:** \_\_\_\_\_

**Cap Option:** \_\_\_\_\_  
 Nil = No Cap  
 F = Film  
 M = Metal  
 P = Plastic

**Packing Method:** \_\_\_\_\_  
 B = Tube  
 T = Tape & Reel

**Insulator Material:**  
 N = Nylon-9T  
 L = LCP

* Contact Plating Option	Full Gold Plating	Gold Plated On Contact Area Tin Plated on Solder Area	Full Tin Plating
	G : Gold Flash G10: Gold 10u" G15: Gold 15u" G30: Gold 30u"	S: Gold Flash S10: Gold 10u" S15: Gold 15u" S30: Gold 30u"	T: Tin 100u"

General Tolerance	
X. ± 0.50	X.° ± 5°
.X ± 0.20	.X° ± 2°
.XX ± 0.10	.XX° ± 1°
Units : mm	