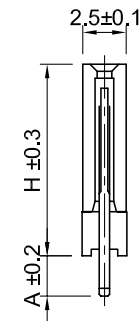
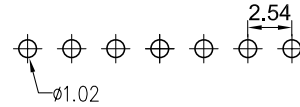
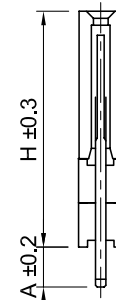


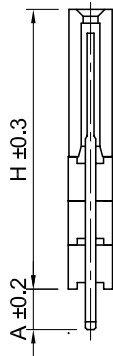
### Recommended P.C. Board Hole Layout



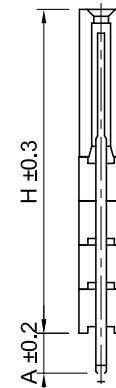
1 Story



2 Stories



3 Stories



4 Stories

## Specifications

- Current Rating: 3 Amps
- Insulator Resistance: 1000 Megohms min.
- Contact Resistance: 20 m ohms max.
- Dielectric Withstanding: AC 600V
- Operating Temperature : -40°C ~ +105°C
- Contact Material: Brass
- Insulator Material: Polyester, UL 94V-0, P.B.T.
- Contact Plated: See Options

## Part Numbering System

**FHE-SS - XX - X - XX**

Series

Number of Contacts:

Contact Plating

Lead Style:

Code	H	A
12	11.04	2.30
32	16.12	3.50
13	11.04	7.38
23	13.56	4.84
33	16.12	2.30
14	11.04	12.20
24	13.56	9.65
34	16.12	7.10
44	18.66	4.50
45	17.62	5.64

* Contact Plating Option	Full Gold Plating	Gold Plated On Contact Area Tin Plated on Solder Area	Full Tin Plating
	G : Gold Flash G10: Gold 10u" G15: Gold 15u" G30: Gold 30u"	S: Gold Flash S10: Gold 10u" S15: Gold 15u" S30: Gold 30u"	T: Tin 100u"

General Tolerance	
X. ± 0.50	X.° ± 5°
.X ± 0.20	.X° ± 2°
.XX ± 0.10	.XX° ± 1°
Units : mm	