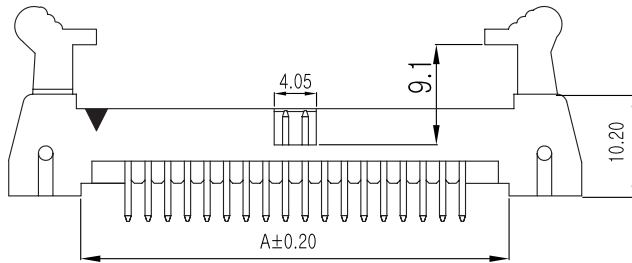
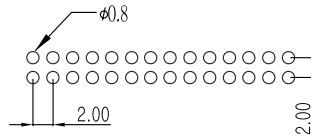
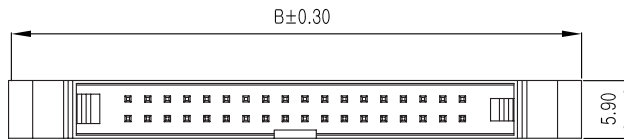
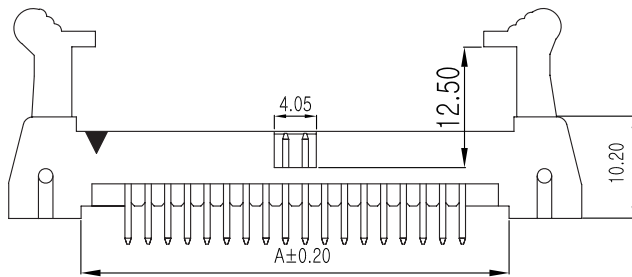


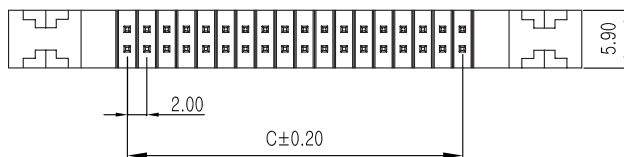
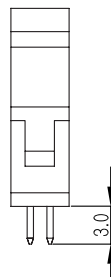
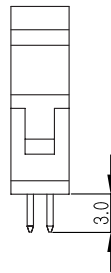
Recommended P.C. Board Hole Layout



Short Latch



Long Latch



Specifications

- Current Rating: 2 Amps
- Insulator Resistance: 1000 Megohms min.
- Contact Resistance: 20 m ohms max.
- Dielectric Withstanding: AC 600V
- Operating Temperature: -40°C ~ +105°C
- Contact Material: Brass
- Insulator Material: Polyester, UL 94V-0 Nylon-9T
- Contact Plated: *see options below
- Standard: Full Gold Flash

Part Numbering System

LH200-S - XX - X - X X N

- Series
- No. of Contact:
- Contact Plating:
- Latch Options:
L = Long Latch
S = Short Latch
- Insulator Color:
Nil = Black
G = Grey
- Insulator Material:
N = High Temperature Nylon-9T

Contacts	Dimension mm		
	A	B	C
10	10.00	25.90	8.00
12	12.00	27.90	10.00
14	14.00	29.90	12.00
16	16.00	31.90	14.00
20	20.00	35.90	18.00
22	22.00	37.90	20.00
24	24.00	39.90	22.00
26	26.00	41.90	24.00
30	30.00	45.90	28.00
32	32.00	47.90	30.00
34	34.00	49.90	32.00
40	40.00	55.90	38.00
44	44.00	59.90	42.00
50	50.00	65.90	48.00
60	60.00	75.90	58.00

* Contact Plating Option	Full Gold Plating	Gold Plated On Contact Area Tin Plated on Solder Area	Full Tin Plating
	G : Gold Flash G10: Gold 10u" G15: Gold 15u" G30: Gold 30u"	S: Gold Flash S10: Gold 10u" S15: Gold 15u" S30: Gold 30u"	T: Tin 100u"

General Tolerance	
X. ± 0.50	X." ± 5°
.X ± 0.20	.X" ± 2°
.XX ± 0.10	.XX" ± 1°
Units : mm	