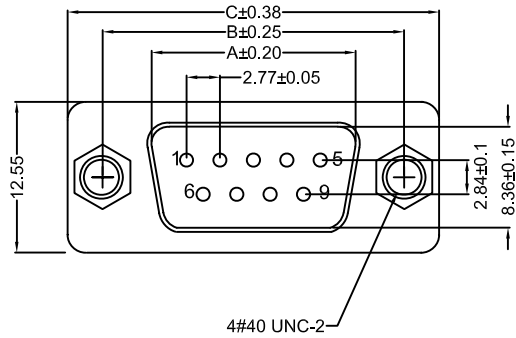
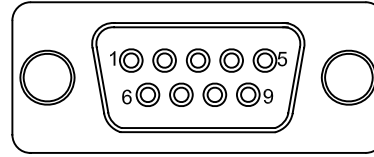
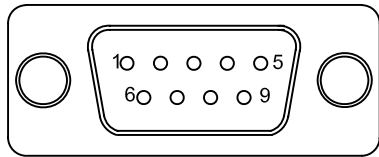
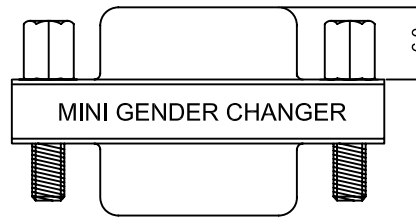
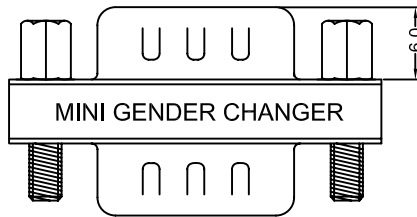
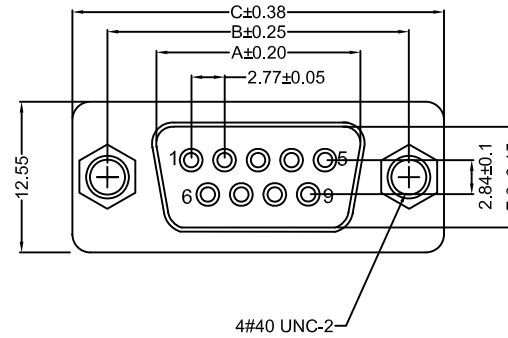


**Male**



**Female**



**Male**

Contacts	A±0.20	B±0.25	C±0.38	D
09 Pin	16.92	24.99	30.80	11.08
15 Pin	25.25	33.32	39.10	19.39
25 Pin	38.96	47.04	53.00	33.24
37 Pin	55.42	63.50	69.32	49.86

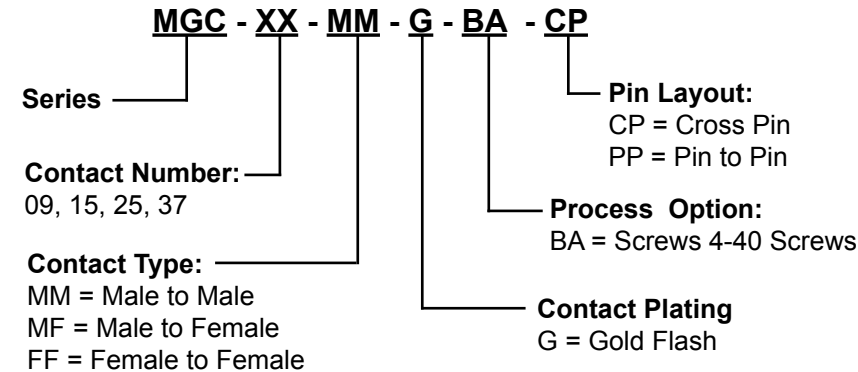
**Female**

Contacts	A±0.20	B±0.25	C±0.38	D
09 Pin	16.33	24.99	30.80	11.08
15 Pin	24.66	33.32	39.10	19.39
25 Pin	38.38	47.04	53.00	33.24
37 Pin	54.84	63.50	69.32	49.86

## Specifications

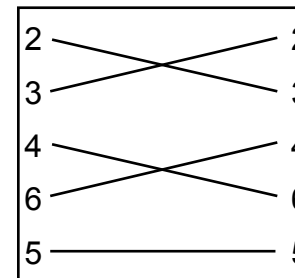
- Current Rating: 3 Amps
- Insulator Resistance: 1000MΩ Min. at 500 VDC
- Dielectric Strength: 1000V per Minute
- Operating Temperature: -55°C to 105°C
- Insulator: PBT +30% Glass Fiber (UL94V-0)
- Contact: Brass
- Contact Plated: Under Plating: Nickel 50μ" Plated  
Over Plating: Gold Flash Plated
- Shell: Steel, Tin Plated
- Screw: Brass, Nickel Plated

## Part Numbering System



### Pin Layout:

Cross Pin Layout: (CP)



Pin to Pin Layout: (PP)

