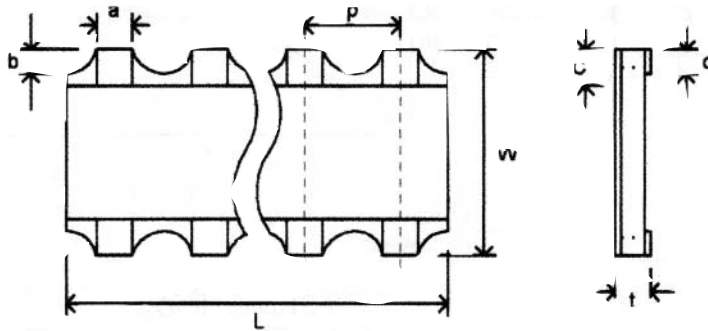


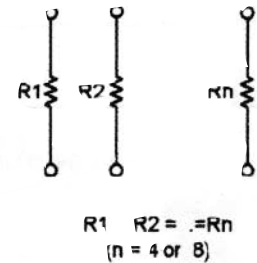


- MEGASTAR-OHM NAX Series are manufactured to type RMC standards
- Marked with Resistance Value
- Less Board Space than Individual Chips
- Isolated Resistor Elements
- Convex Terminations with Scalloped Corners

DIMENSIONS



CIRCUIT CONSTRUCTION (D-TYPE)

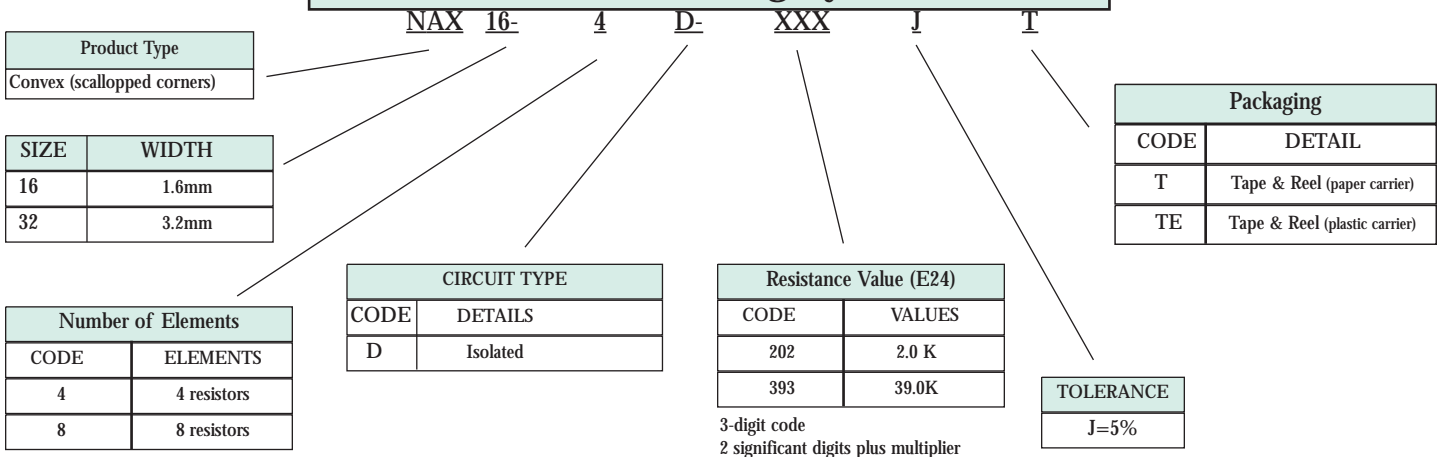


SIZE CODE	in. (mm)	L	W	C	d	p	t	Top a	b
NAX 16-4D		.126 (3.2±0.15)	.063 (1.6±0.15)	.012 (0.3±0.2)	.012 (0.3max)	.031 (0.8)	.020 (0.5±0.1)	.020 (0.5±0.15)	.012 (0.3±0.1)
NAX 32-8D		0.4 (10.16±0.2)	.122 (3.2±0.2)	0.019 (0.5±0.3)	0.019 (0.5max)	0.05 (1.27)	0.021 (0.55±0.1)	0.031 (0.8±0.2)	0.019 (0.5±0.3)

RATINGS

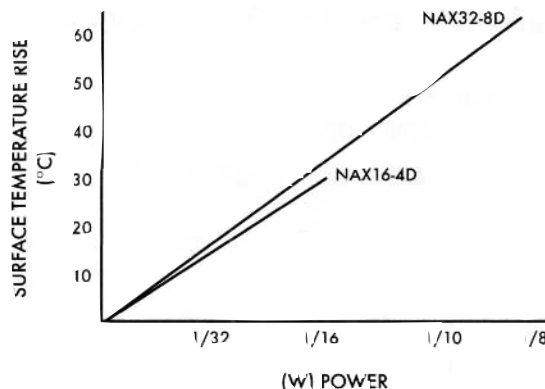
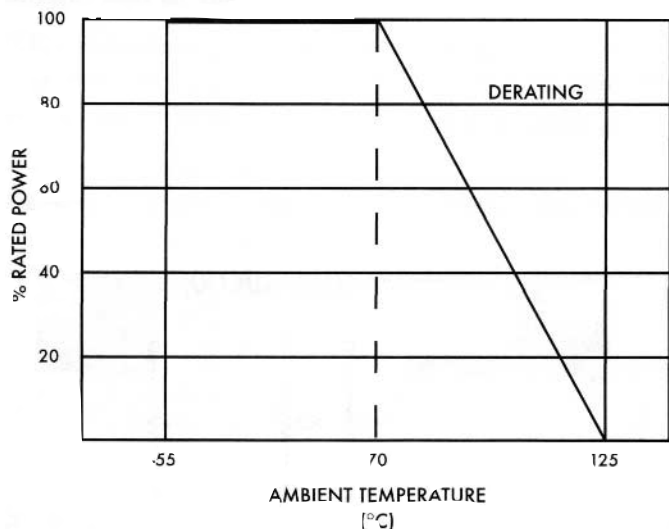
TYPE	Power Rating @70°C (per element)	TCR (ppm/°C) max.	Resistance Range	Resistance Tolerance	Maximum Working Voltage	Maximum Overload Voltage	Operating Temperature
NAX 16-4D	63mW	±300	10 - 1M	J(±5%)	50V	100V	-55°C~+150°C
NAX 32-8D	125mW				200V	400V	

Part Numbering System





GENERAL SPECIFICATIONS



PARAMETER	MAXIMUM ³ R	TEST METHOD
Thermal Shock	±(1%+0.1)	MIL-STD-202, Method 107 -55°C to +125°C, 5 cycles
Low Temperature Operation	±(1%+0.1)	MIL-R-55342 4.7.4 1 hour @ -55°C followed by 45 minutes of RCWV**
High Temperature Exposure	±(1%+0.1)	MIL-R-55342 4.7.6 100 hours @ 125°C
Short Time Overload	±(2.0%+0.05)	MIL-R-55342 4.7.5 2.5 X RCWV for 5 seconds
Resistance to Soldering Heat	±(1%+0.1)	MIL-R-55342 4.7.7 260°C for 10 seconds
Terminal Strength-Push	±(1%+0.1)	1.2 Kg for 1 minute
Terminal Strength-Bend	±(0.5%+0.05)	5mm Deflection in either direction for 10 seconds
Moisture Resistance	±5%	MIL-STD-202, Method 106 10 cycles, 240 hours
Life	±5%	MIL-STD-202, Method 108 70°C, 1000 hours @RCWV**, 1.5 hrs. On, .5 hr. Off
Pulse	±5%	2.5 X RCWV** not exceeding maximum overload voltage 1 second On, 25 seconds Off, 10,000 cycles
Temperature Cycling	±1.0%	30 minutes @ -55°C; 15 minutes @ 25°C, 30 minutes @125°C, 15 minutes @ 25°C, 5 cycles
Terminal Adhesion	15 grams, minimum	Axial Pull, one terminal at a time
Dielectric Withstanding Voltage	NAX 16-4D	1 minute minimum MIL-STD-202, Method 301
	NAX 32-8D	
Insulation Resistance	10,000 Meg Ohm minimum	

**RCWV = Rated Continuous Working Voltage