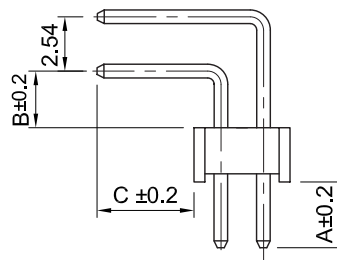
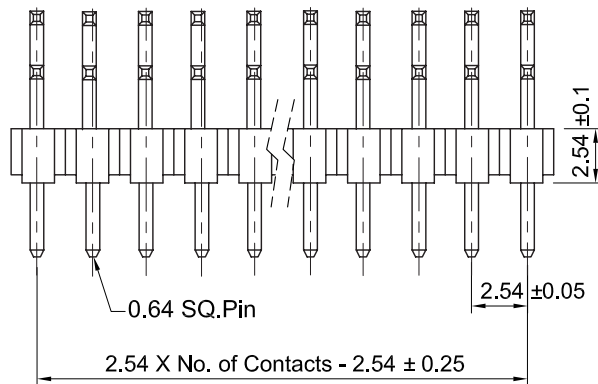
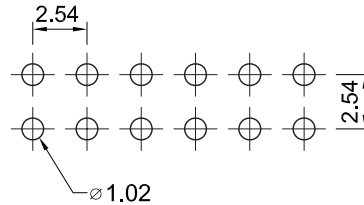


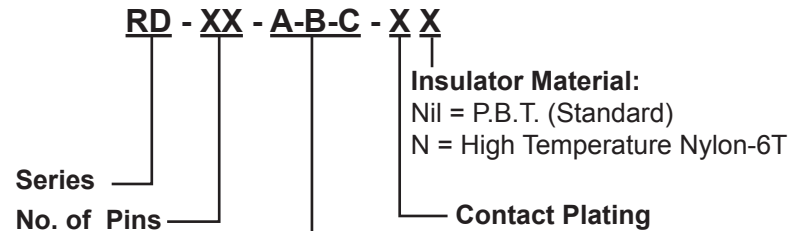
Recommended
P.C. Board Hole Layout



Specifications

- Current Rating: 3 Amps
- Insulator Resistance: 1000 Megohms min.
- Contact Resistance: 20 m ohms max.
- Dielectric Withstanding: AC 600V
- Operating Temperature: PBT: -55°C ~ +105°C
Nylon-6T: -55°C ~ +125°C
- Contact Material: Brass
- Insulator Material: Polyester, UL 94V-0,
P.B.T. (Standard) or Nylon-6T
- Contact Plating: See Option / Standard: Full Gold Flash
- *Standard Terminal Dimensions: A=3.00, B=1.50, C=6.00**

Part Numbering System



Terminal Dimensions (mm)
Nil = Standard Dimensions (A= 3.00, B= 1.50, C= 6.00)
A = ... , B = ... , C = ... for Custom Dimensions

Standard Example: RD-21-G
 (with Standard Terminal Dimension)
A = 3.00, B = 1.50, C = 6.00

Custom Example: RD-21-2.54-1.50-8.13-G
A = 2.54, B = 1.50, C = 8.13

* Contact Plating Option	Full Gold Plating	Gold Plated On Contact Area Tin Plated on Solder Area	Full Tin Plating
	G : Gold Flash G10: Gold 10u" G15: Gold 15u" G30: Gold 30u"	S: Gold Flash S10: Gold 10u" S15: Gold 15u" S30: Gold 30u"	T: Tin 100u"

General Tolerance	
X. ± 0.50	X.° ± 5°
.X ± 0.20	.X° ± 2°
.XX ± 0.10	.XX° ± 1°
Units : mm	