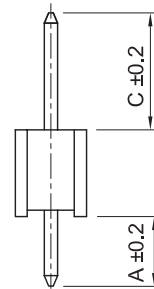
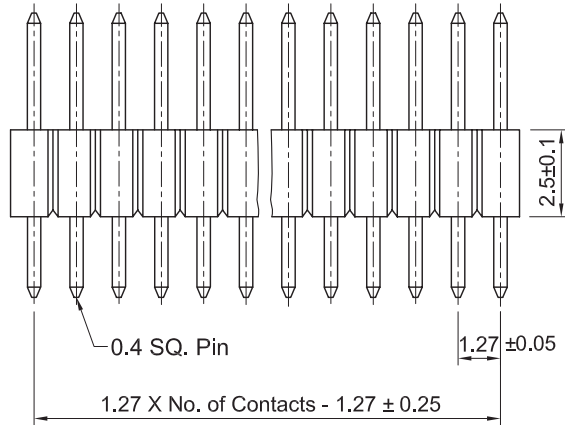
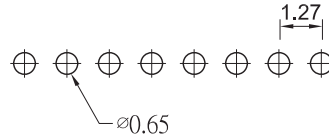


### Recommended P.C. Board Hole Layout



## Specifications

- Current Rating: 1 Amp
- Insulator Resistance: 1000 Megohms min.
- Contact Resistance: 20 m ohms max.
- Dielectric Withstanding: AC 300V
- Operating Temperature : -40°C ~ +125°C
- Insulator Material: Polyester, UL 94V-0, Nylon-6T
- Contact Material: Brass
- Contact Plating: See Option / Standard: Full Gold

## Part Numbering System

**SS127-H2.5 - XX - A-C - X N**

Series

No. of Pins

Terminal Dimensions Required

A = ... , C = ...

Contact Plating

Insulator Material:  
N = Nylon-6T

**Example: SS127-H2.5-12-4.00-5.00-GN**  
with 12pins, A = 4.00 C = 5.00

* Contact Plating Option	Full Gold Plating	Gold Plated On Contact Area Tin Plated on Solder Area	Full Tin Plating
	G : Gold Flash G10: Gold 10u" G15: Gold 15u" G30: Gold 30u"	S: Gold Flash S10: Gold 10u" S15: Gold 15u" S30: Gold 30u"	T: Tin 100u"

General Tolerance	
X. ± 0.50	X.° ± 5°
.X ± 0.20	.X° ± 2°
.XX ± 0.10	.XX° ± 1°
Units : mm	