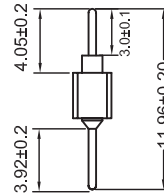
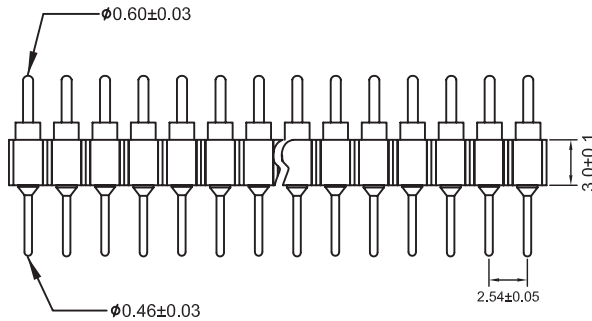
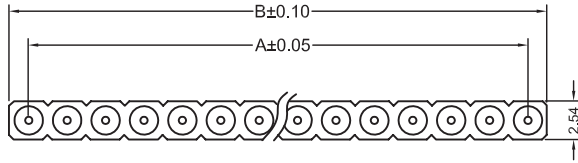


### Recommended P.C. Board Hole Layout



### Specifications

Current Rating: 3 Amp  
 Insulator Resistance: 1000 Megohms min.  
 Operating Temperature : -40°C ~ +105°C  
 Insulator Material: PPS, UL 94V-0  
 Contact Material: Brass, Machined.C3602  
 Contact Plating: 80μ" Nickel underplated, 1μ" Gold Plated  
 or 100μ" Tin over Tin Plated

### Part Numbering System

**SSM1196-H3.00 - XX - 3.92 - 4.05 - X**

Series

No. of Pins

Contact Plating

G = Full Gold Flash (Standard)

T = Full Tin

**Example: SSM1196-H3.00-12-3.92-4.05-G  
with 12pins, Gold Plated**

# Pin	Dimensions		# Pin	Dimensions		# Pin	Dimensions		# Pin	Dimensions	
	A	B		A	B		A	B		A	B
01	-	2.54	11	25.40	27.94	21	50.80	53.34	31	76.25	78.74
02	2.54	5.08	12	27.94	30.48	22	53.34	55.88	32	78.74	81.28
03	5.08	7.62	13	30.48	33.02	23	55.88	58.42	33	81.23	83.82
04	7.62	10.16	14	33.02	35.56	24	58.42	60.96	34	83.72	86.36
05	10.16	12.70	15	35.56	38.10	25	60.96	63.50	35	86.21	88.90
06	12.70	15.24	16	38.10	40.64	26	63.50	66.04	36	88.70	91.44
07	15.24	17.78	17	40.64	43.18	27	66.04	68.58	37	91.19	93.98
08	17.78	20.32	18	43.18	45.72	28	68.58	71.12	38	93.68	96.52
09	20.32	22.86	19	45.72	48.26	29	71.12	73.66	39	96.17	99.06
10	22.86	25.40	20	48.26	50.80	30	73.66	76.20	40	98.66	101.60

General Tolerance	
X. ± 0.50	X.° ± 5°
.X ± 0.20	.X° ± 2°
.XX ± 0.10	.XX° ± 1°
Units : mm	