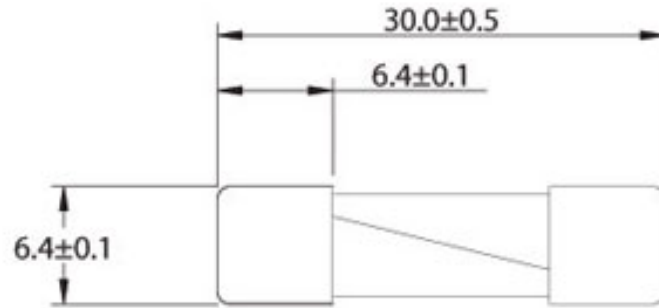
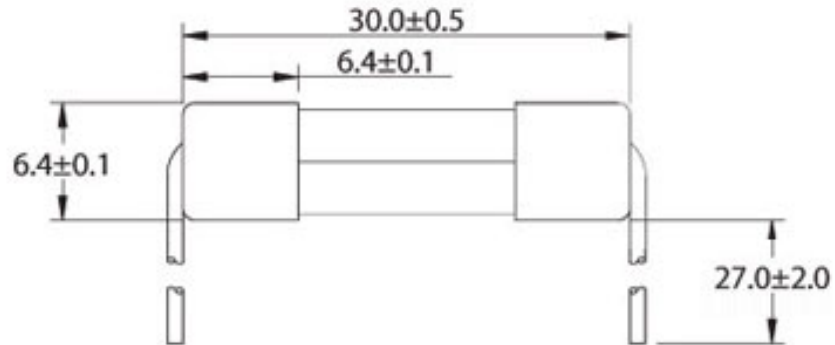




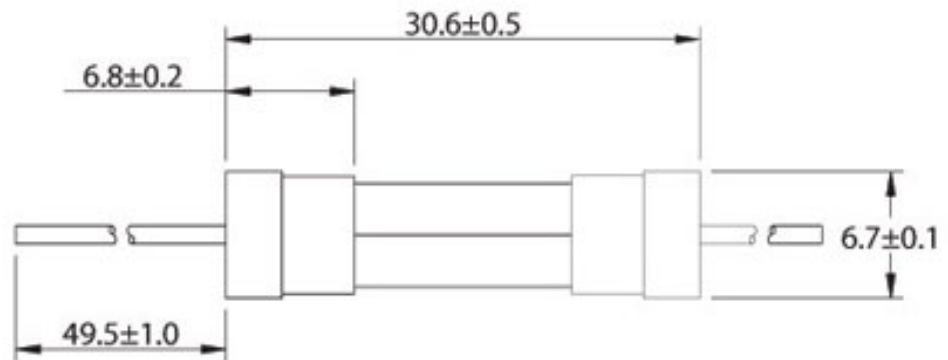
TLG635



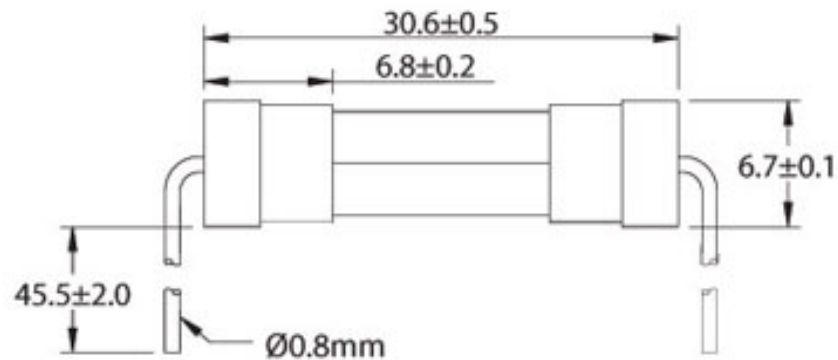
TLG635-P



TLG635-PA



TLG635-PR



Constructiï:Glass Tube  
Rated current:0.1A-30A  
Rated Voltage:125V/250V  
Standard:JIS C6575

### Electrical Characteristic

Rated Current	1.3 In	1.6 In	2 In	20 In
In	Max	Max.	Max.	Min.
100mA-30A	4 h	60min	120min	0.01s



**TLG635 Series**  
**Time-Lag, Glass Tube**

Part Number	Rated Current	Breaking Capacity	Rated Voltage
TLG635-0.100-__	100mA	35A @ 250V/AC  10KA @ 125V/AC	125V/250V
TLG635-0.125-__	125mA		
TLG635-0.160-__	160mA		
TLG635-0.200-__	200mA		
TLG635-0.250-__	250mA		
TLG635-0.300-__	300mA		
TLG635-0.315-__	315mA		
TLG635-0.400-__	400mA		
TLG635-0.500-__	500mA		
TLG635-0.600-__	600mA		
TLG635-0.630-__	630mA		
TLG635-0.700-__	700mA		
TLG635-0.800-__	800mA		
TLG635-001-__	1A		
TLG635-1.25-__	1.25A		
TLG635-1.50-__	1.5A		
TLG635-1.60-__	1.6A		
TLG635-002-__	2A	100A @ 250V/AC  10KA @ 125V/AC	125V/250V
TLG635-2.50-__	2.5A		
TLG635-003-__	3A		
TLG635-3.15-__	3.15A		
TLG635-3.50-__	3.5A		
TLG635-004-__	4A		
TLG635-005-__	5A	200A @ 250V/AC  10KA @ 125V/AC	125V/250V
TLG635-006-__	6A		
TLG635-6.30-__	6.3A		
TLG635-007-__	7A		
TLG635-008-__	8A		
TLG635-010-__	10A		
TLG635-012-__	12A		
TLG635-013-__	13A		
TLG635-015-__	15A	1000A @ 32V/AC	32V
TLG635-016-__	16A		
TLG635-020-__	20A		
TLG635-025-__	25A		
TLG635-030-__	30A		

└─ Style Options: Nil = Axial w/o Leads  
           P = Radial Straight Leads  
           PA = Axial with Leads  
           PR = Radial Bent Leads  
           ex. TLG635-3.15-PR