


Pro Components

W25411 SERIES WAFER, HOUSING AND TERMINALS PITCH: 2.54MM

MATERIAL & FINISHES

Insulator: Nylon-66 (Wafer, Housing)
UL94V-2
Color: Beige
Contact: Copper Alloy
Contact Plating: Gold Over Nickel Plated
Tin Over Nickel Plated



ELECTRICAL CHARACTERISTICS

Rating Current: 2 Amp.
Rating Voltage: 250V/AC
Contact Resistance: 20mΩ Max.
Insulation Resistance: 1000MΩ min.
Dielectric Voltage: 1000V AC/1 Minute
Operating Temperature: -25°C to +85°C

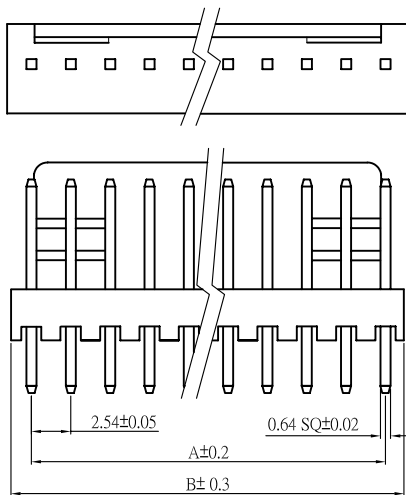
AVAILABLE MODELS

W25411 S

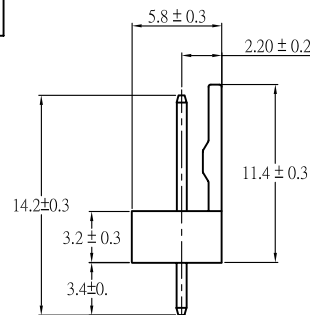
- S = Straight
- R = Right Angle
- L = Reverse Right Angle
- H = Terminal Housing
- T = Crimp Contacts

WAFER CONNECTOR

W25411S/W25411L/W25411R

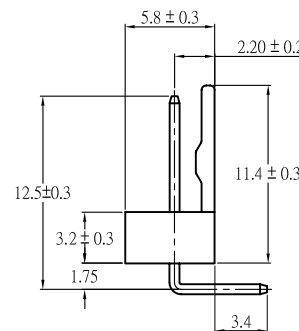


W25411S



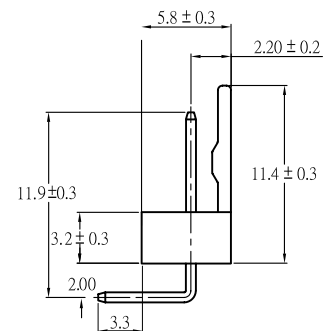
STRAIGHT

W25411L



REVERSE RIGHT ANGLE

W25411R



RIGHT ANGLE

Pro Components

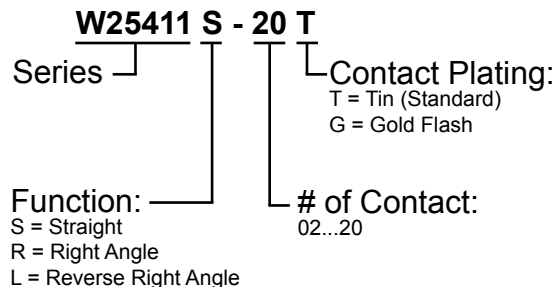
W25411 SERIES WAFER, HOUSING AND TERMINALS PITCH: 2.54MM

WAFER CONNECTOR

W25411S/W25411R/W25411L

CIRCUITS	STRAIGHT	RIGHT ANGLE	REVERSE RIGHT ANGLE	DIM A	DIM B
02	W25411S-02	W25411R-02	W25411L-02	2.54	5.12
03	W25411S-03	W25411R-03	W25411L-03	5.08	7.66
04	W25411S-04	W25411R-04	W25411L-04	7.62	10.20
05	W25411S-05	W25411R-05	W25411L-05	10.16	12.74
06	W25411S-06	W25411R-06	W25411L-06	12.70	15.30
07	W25411S-07	W25411R-07	W25411L-07	15.24	17.94
08	W25411S-08	W25411R-08	W25411L-08	17.78	20.48
09	W25411S-09	W25411R-09	W25411L-09	20.32	23.02
10	W25411S-10	W25411R-10	W25411L-10	22.86	25.58
11	W25411S-11	W25411R-11	W25411L-11	25.40	28.12
12	W25411S-12	W25411R-12	W25411L-12	27.94	30.68
13	W25411S-13	W25411R-13	W25411L-13	30.48	33.10
14	W25411S-14	W25411R-14	W25411L-14	33.02	35.80
15	W25411S-15	W25411R-15	W25411L-15	35.56	38.34
16	W25411S-16	W25411R-16	W25411L-16	38.10	40.94
17	W25411S-17	W25411R-17	W25411L-17	40.64	43.50
18	W25411S-18	W25411R-18	W25411L-18	43.18	45.90
19	W25411S-19	W25411R-19	W25411L-19	45.72	48.56
20	W25411S-20	W25411R-20	W25411L-20	48.26	50.80

PART NUMBER:(WAFER)

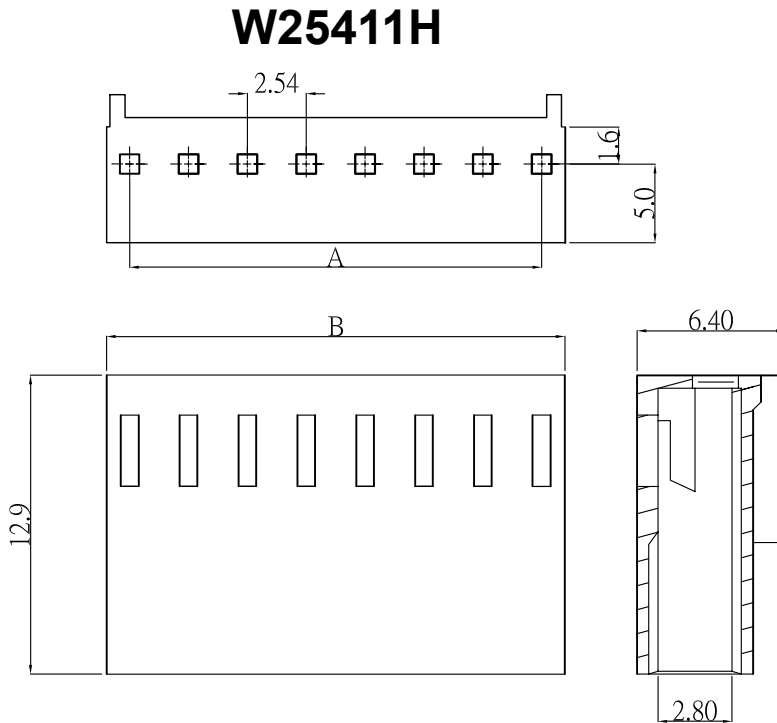


Pro Components

W25411 SERIES WAFER, HOUSING AND TERMINALS PITCH: 2.54MM

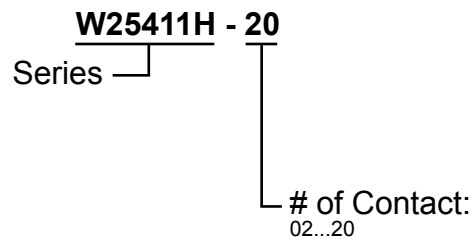
CRIMP TERMINAL HOUSING

W25411H



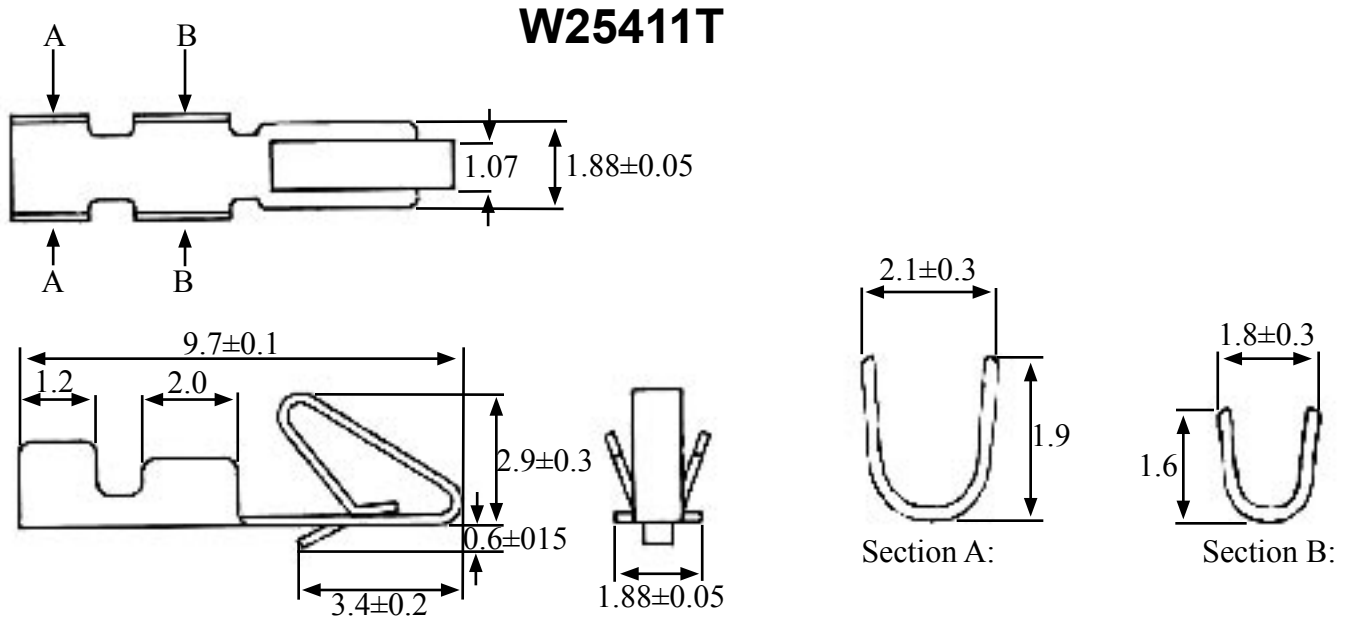
CIRCUITS	DIM A	DIM B
2	2.54	5.64
3	5.08	8.16
4	7.62	10.72
5	10.16	13.30
6	12.70	15.78
7	15.24	18.40
8	17.78	20.80
9	20.32	23.50
10	22.86	26.00
11	25.40	28.50
12	27.94	31.00
13	30.48	33.50
14	33.02	36.00
15	35.56	38.50
16	38.10	41.20
17	40.64	43.60
18	43.18	46.32
19	45.72	48.80
20	48.26	51.34

PART NUMBER:(HOUSING)



CRIMP CONTACTS

W25411T



CHARACTERISTICS

Material: Brass
 Thickness: 0.2mm
 Wire Range: 22~30AWG
 Plating: Gold Flash or Tin-Plated
 Quantity/Reel: 10 000pcs.

PART NUMBER:(CRIMPS)

