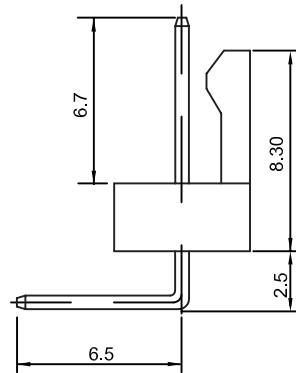
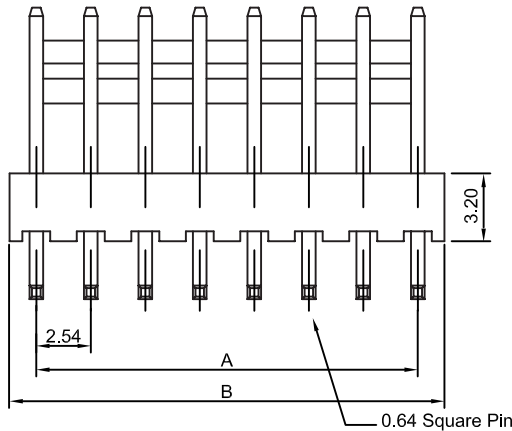
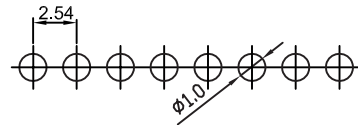
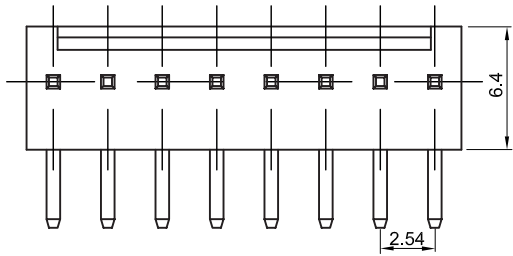


Recommended P.C. Board Hole Layout



Specifications

Current Rating: 2A AC, DC
 Voltage Rating: 250V AC, DC
 Operating Temp.: -25°C ~ +85°C (Nylon 66)
 -40°C ~ +125°C (Nylon 46)
 Contact Resistance: 10mΩ Max.
 Insulation Resistance: 1000MΩ Min.
 Terminal Material: Brass/Tin Plated
 Material: Nylon 66, UL94V-2
 Nylon 46, UL94V-0
 Insulator Color: Brick Red (Standard Color)

Part Numbering System

W25483 R - XX X T X

Series

Contact Type
R = Right Angle

Insulator Material:
Nil = Nylon 66
N = High Temperature Nylon 46

Contact Plating
T = Tin Plated

Insulator Color:
Nil = Brick Red
W = White

No. Of Pins
02~20

Poles	Dimensions	
	A	B
02	2.54	5.10
03	5.08	7.68
04	7.62	10.24
05	10.16	12.78
06	12.70	15.24
07	15.24	17.88
08	17.78	20.44
09	20.32	23.00
10	22.86	25.54
11	25.40	28.10
12	27.94	30.64
13	30.48	33.20
14	33.02	35.74
15	35.56	38.30
16	38.10	40.84
17	40.64	43.40
18	43.18	45.94
19	45.72	48.50
20	48.26	51.05

General Tolerance	
X. ± 0.50	X.° ± 5°
.X ± 0.20	.X° ± 2°
.XX ± 0.10	.XX° ± 1°
Units : mm	