

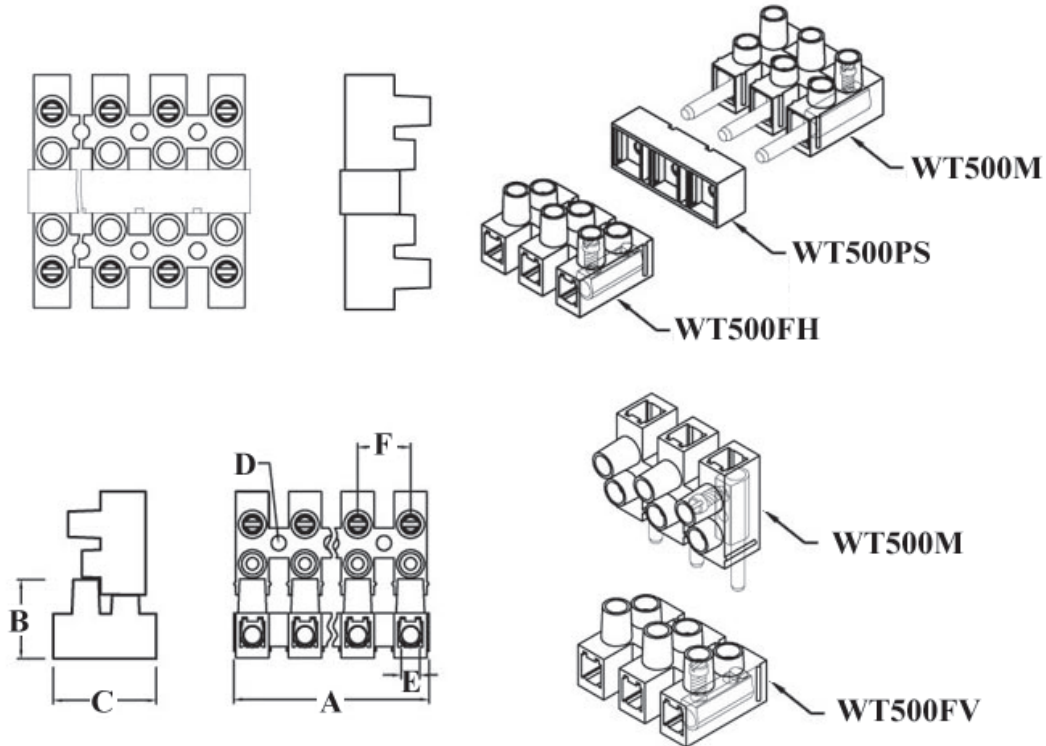


10.0mm / 12.0mm Pitch



		
Pitch	10mm	12.0mm
Rated Voltage	450V	450V
Rated Current	6A	10A
Cross Section	2.5mm <sup>2</sup>	4mm <sup>2</sup>
Temperature Range	-40°C to +105°C Short Time: 140°C	
Housing	Polyamide 6/6 94-V2	
Insert	Brass, Nickel Plated	
Screw	M3 x 5.4	M3.5 x 7.2
	Zinc Plated Steel, Yellow Chromated	

Units: mm



**Part Numbering System:**

**WT500 X - XX - XX**

① ② ③ ④

Dim.	A Length	B Height	C Width	D Fixing Hole	E Wiring Hole	F Pitch
10.0mm	116.5	15.3	20.5	3.0	3.2	10.0
12.0mm	139.5	18.0	23.5	3.5	4.2	12.0

① Series

② M = Male, FV = Female Vertical, FH = Female Horizontal, PS = Pin Protection Sheath

③ Pitch: 10 = 10.0mm, 12 = 12.0mm

④ Number of Poles: 02 to 12